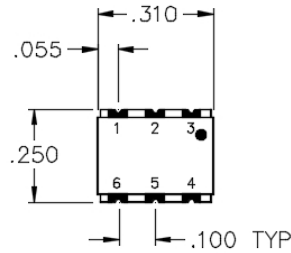
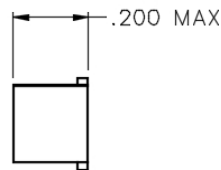


# QT-24-D

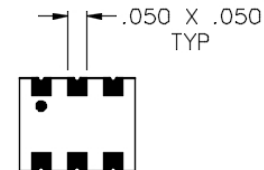
## 3 DB SURFACE MOUNT 90° HYBRID COUPLER



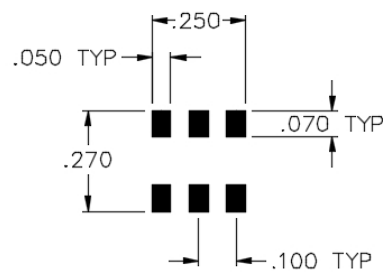
TOP VIEW



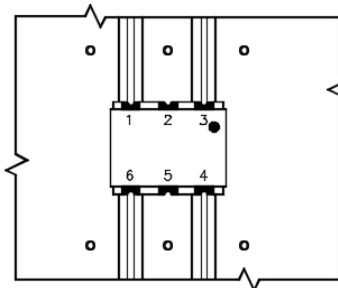
SIDE VIEW



BOTTOM VIEW



PCB PAD PATTERN  
D-HYBRID



TYPICAL APPLICATION

ALL NON-USED PORTS SHALL BE USED  
TO GROUND UNIT TO THE MAIN BOARD

## SPECIFICATIONS

Name:	QT-24-D
Bandwidth:	10%
Center Frequency:	450.5 MHz
Frequency Range:	428-473 MHz
Insertion Loss:	0.4 dB max.
Isolation:	22 dB min.
Amplitude Balance:	0.9 dB max.
Phase Balance:	2° max.
VSWR:	1.30:1 max.
Package Type:	Surface

## PORT CONFIGURATION

Input:	1
90° Output:	6
0° Output:	4
Isolated:	3
Ground:	2, 5

Power rating 1 watt max. for load VSWR better than 1.20:1.

This is a commercial off the shelf (COTS) product.  
For an equivalent product that meets DFARS materials compliance, contact sales.  
All specifications are subject to change without notice at any time. Rev: 160203

