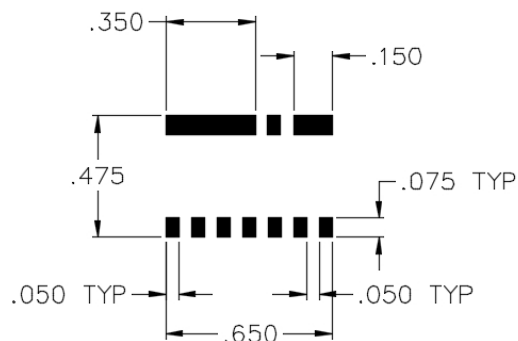
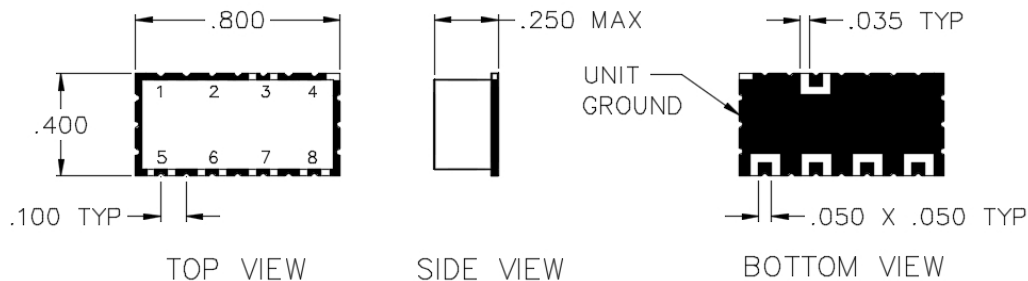
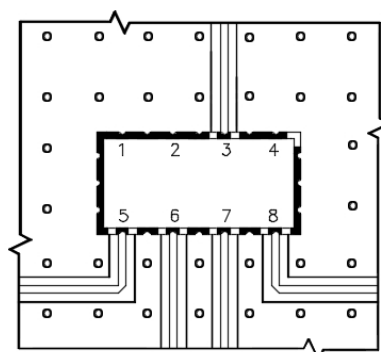


# P4-08-E2

## 4-WAY SURFACE MOUNT POWER DIVIDER



PCB PAD PATTERN  
E2-4 WAY



TYPICAL APPLICATION  
ALL NON-USED PORTS AND UNIT GROUND  
SHALL BE GROUNDED TO THE MAIN BOARD

## SPECIFICATIONS

Name:	P4-08-E2
Frequency Range:	800-1000 MHz
Insertion Loss:	1.5 dB max.
Isolation:	25 dB min.
Amplitude Balance:	0.3 dB max.
Phase Balance:	5° max.
VSWR:	1.50:1 max.
Input Power:	1 watts max.
Package Type:	Surface

## PORT CONFIGURATION

Input:	3
Output:	5, 6, 7, 8
Ground:	Others

Input power is specified for load VSWR better than 1.20:1.  
75 Ohm and higher power models available, contact sales.

This is a commercial off the shelf (COTS) product.  
For an equivalent product that meets DFARS materials compliance, contact sales.  
All specifications are subject to change without notice at any time. Rev: 160203