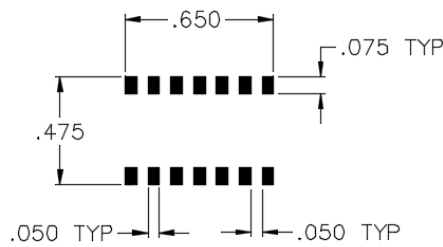
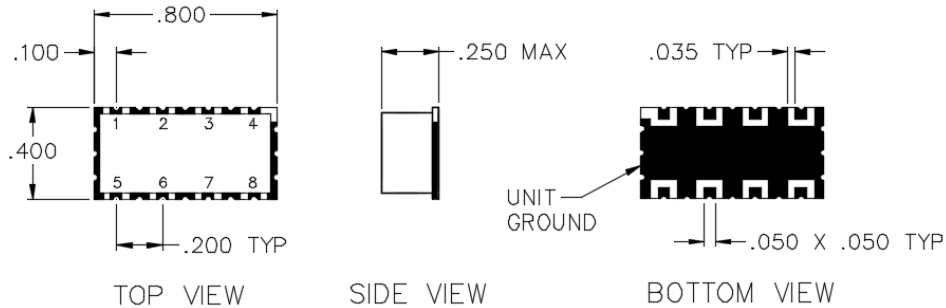
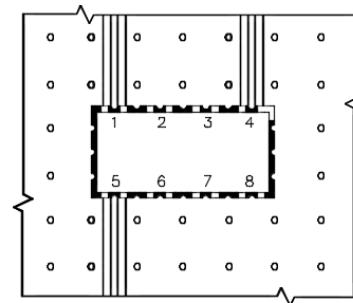


# BT-01-E

## SURFACE MOUNT BIAS TEE



PCB PAD PATTERN  
E-PHASE SHIFTER



TYPICAL APPLICATION  
ALL NON-USED PORTS AND UNIT GROUND  
SHALL BE GROUND TO THE MAIN BOARD

## SPECIFICATIONS

Name:	BT-01-E
Frequency Range:	10-1000 MHz
Insertion Loss:	1.0 dB max.
Current:	200 mA max.
Power:	1 watts max.
Voltage:	50 Vdc max.
Isolation:	25 dB min.
VSWR:	1.20:1 max.
Package Type:	Surface

## PORT CONFIGURATION

RF In (DC Blocked):	5
RF/DC Output:	1
DC In (Bias):	4

This is a commercial off the shelf (COTS) product.

For an equivalent product that meets DFARS materials compliance, contact sales.

All specifications are subject to change without notice at any time. Rev: 160203